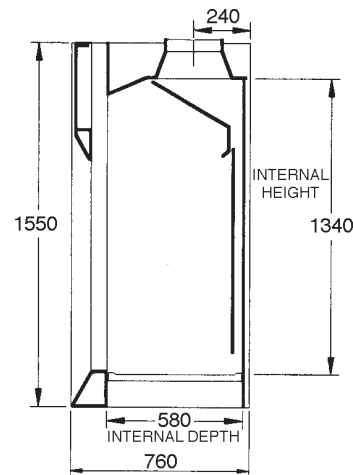


**MODEL SELECTION**

**Xtracare™**

**A superior design offering additional working capacity.**  
 Advanced Air's most advanced fume cupboard, offers double sash sliding door, State of the Art microprocessor system, Trespa Toplab floor and additional internal height as standard feature.

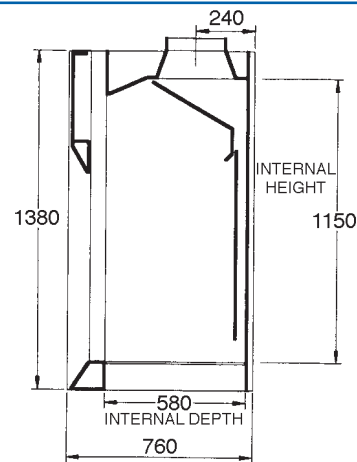
Width	1230mm	1530mm	1830mm	2100mm	2400mm	3000mm	4000mm
Overall Height	1550mm	1550mm	1550mm	1550mm	1550mm	1550mm	1550mm
Internal Height	1340mm	1340mm	1340mm	1340mm	1340mm	1340mm	1340mm
Depth	760mm	760mm	760mm	760mm	760mm	760mm	760mm



**Labrocare™**

**The versatile general purpose fume cupboard.**  
 TPE's top selling fume cupboard offering a sophisticated but practical working environment with excellent safety features and robust construction.

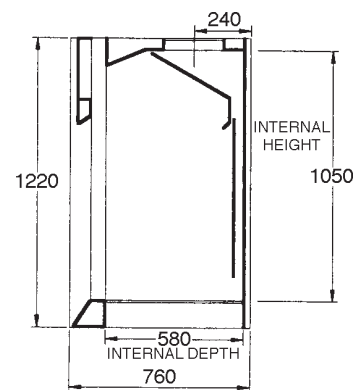
Width	1230mm	1530mm	1830mm	2100mm	2400mm	3000mm	4000mm
Overall Height	1380mm	1380mm	1380mm	1380mm	1380mm	1380mm	1380mm
Internal Height	1150mm	1150mm	1150mm	1150mm	1150mm	1150mm	1150mm
Depth	760mm	760mm	760mm	760mm	760mm	760mm	760mm



**Econocare™**

**Premium value with safety in mind.**  
 When economy is important and usage is not excessive, this fume cupboard offers a safe working environment for the operator.

Width	1225mm	1525mm	1825mm	2100mm
Overall Height	1220mm	1220mm	1220mm	1220mm
Internal Height	1050mm	1050mm	1050mm	1050mm
Depth	760mm	760mm	760mm	760mm



**Educare™**

**Safe and economical fume containment.**  
 Designed to meet the needs of Secondary Schools' and Technology Classrooms providing safe efficient, economical fume containment.

Width	1225mm
Overall Height	1220mm
Internal Height	1050mm
Depth	760mm

